

**ABOM MOGUL CHALLENGE 2018**  
**Results - Qualification**  
**Ladies' Dual Moguls**  
 MT BULLER (AUS)  
 SAT 1 SEP 2018 Start Time: tba

**DM**

<b>Jury</b>			<b>Course Details</b>			
<b>Chief of Comp</b>	Andrew Pattison	AUS	<b>Course Name</b>	Chamois		
<b>TD</b>	Graeme Cox	AUS	<b>Length</b>	190m		
<b>Chief of Course</b>	Hamish Cox	AUS	<b>Course Width</b>	18.0m		
<b>Head Judge</b>	Zoe Jaboor	AUS	<b>Gradient</b>	23°		
			<b>Pace Time</b>	21.59		
<b>Judges</b>						
			<b>Judge 1 (Turns)</b>	John Gandolfo		USA
			<b>Judge 2 (Turns)</b>	Abbey Schwarz		AUS
			<b>Judge 3 (Turns)</b>	Campbell Cooke		AUS
			<b>Judge 4 (Air)</b>	Pip Sparrow		AUS
			<b>Judge 5 (Air)</b>	Tori Hamilton-Wilson		AUS


**Number of Competitors: 45 Number of NSAs: 2**

Rank	Bib	FIS Code	Name	Country	YB	Time		Air				Turns					Run Score	Rank Score	Tie
						Seconds	Time Points	J4	J5	Jump	DD	Total	B D	J1	J2	J3			

**Agegroup: Open**

1	1	2530720	ANTHONY Jakara	AUS	1998	Q1	21.36	16.34	8.1	8.1	3	0.750					<b>B:</b>	18.5	19.0	19.2	56.7	<b>85.99</b>	<b>85.99</b>		
									8.6	8.6	bT	0.800					<b>D:</b>	-0.0	-0.0	-0.0					
									<b>16.34</b>																
2	11	2485108	HOSHINO Junko	JPN	1989	Q1	21.37	16.32	6.4	6.4	7	0pA 1.010					<b>B:</b>	17.9	18.0	18.2	54.1	<b>81.96</b>	<b>81.96</b>		
									8.3	8.3	bPp	0.830					<b>D:</b>	-0.4	-0.6	-0.8	-1.8				
									<b>16.32</b>																
3	2	2527373	HIMBURY Madii	AUS	1994	Q1	21.71	15.82	6.3	6.3	3	0.750					<b>B:</b>	18.2	18.3	18.0	54.5	<b>81.72</b>	<b>81.72</b>		
									8.4	8.4	bL	0.820					<b>D:</b>	-0.0	-0.0	-0.2	-0.2				
									<b>15.82</b>																
4	4	2527272	ONEILL Taylah	AUS	1994	Q1	21.73	15.79	7.1	7.1	3	0.750					<b>B:</b>	17.6	17.5	17.6	52.7	<b>79.83</b>	<b>79.83</b>		
									8.7	8.7	bPp	0.830					<b>D:</b>	-0.4	-0.4	-0.4	-1.2				
									<b>15.79</b>																
5	3	2529566	GUELI Claudia	AUS	1997	Q1	22.73	14.31	6.3	6.3	3	0.750					<b>B:</b>	17.4	18.2	18.7	54.3	<b>79.50</b>	<b>79.50</b>		
									8.4	8.4	bPp	0.830					<b>D:</b>	-0.4	-0.2	-0.2	-0.8				
									<b>14.31</b>																
6	22	2484827	IWAMOTO Ako	JPN	1993	Q1	21.62	15.95	5.9	5.9	3	0.750					<b>B:</b>	16.9	17.0	16.9	50.8	<b>76.36</b>	<b>76.36</b>		
									6.5	6.5	lg	0.860					<b>D:</b>	-0.4	-0.0	-0.0	-0.4				
									<b>15.95</b>																
7	14	2527317	ITO Satsuki	JPN	1993	Q1	20.72	17.28	7.8	7.8	3	0.750					<b>B:</b>	16.2	15.5	16.2	47.9	<b>76.22</b>	<b>76.22</b>		
									7.7	7.7	bPp	0.830					<b>D:</b>	-0.6	-0.2	-0.4	-1.2				
									<b>17.28</b>																
8	5	2529730	ASH Sophie	AUS	1996	Q1	21.46	16.19	8.2	8.2	3	0.750					<b>B:</b>	16.4	15.8	15.9	48.1	<b>75.84</b>	<b>75.84</b>		
									8.0	8.0	bT	0.800					<b>D:</b>	-0.0	-0.6	-0.4	-1.0				
									<b>16.19</b>																
9	20	2527944	OGIHARA Miyako	JPN	1995	Q1	21.67	15.88	7.0	7.0	3	0.750					<b>B:</b>	16.4	16.8	16.9	50.1	<b>75.50</b>	<b>75.50</b>		
									6.6	6.6	bPp	0.830					<b>D:</b>	-0.5	-0.3	-0.4	-1.2				
									<b>15.88</b>																
10	25	2530521	OGIHARA Nagi	JPN	1998	Q1	22.42	14.76	5.8	5.8	3	0.750					<b>B:</b>	16.0	17.1	17.0	50.1	<b>75.28</b>	<b>75.28</b>		
									7.8	7.8	bPp	0.830					<b>D:</b>	-0.0	-0.2	-0.2	-0.4				
									<b>14.76</b>																
11	16	2397097	ITO Miki	JPN	1987	Q1	21.63	15.94	5.1	5.1	3	0.750					<b>B:</b>	16.5	16.8	17.2	50.5	<b>74.54</b>	<b>74.54</b>		
									5.4	5.4	bPp	0.830					<b>D:</b>	-0.0	-0.2	-0.0	-0.2				
									<b>15.94</b>																
12	10	2532032	NISHITA Reika	JPN	2000	Q1	24.36	11.89	6.2	6.2	3	0.750					<b>B:</b>	16.5	16.2	17.9	50.6	<b>72.06</b>	<b>72.06</b>		
									6.4	6.4	bT	0.800					<b>D:</b>	-0.0	-0.2	-0.0	-0.2				
									<b>11.89</b>																






**ABOM MOGUL CHALLENGE 2018**  
**Results - Qualification**  
**Ladies' Dual Moguls**  
 MT BULLER (AUS)  
 SAT 1 SEP 2018 Start Time: tba

**DM**

**Number of Competitors: 45 Number of NSAs: 2**

Rank	Bib	FIS Code	Name	Country	YB	Q1	Time		Air				Turns					Run Score	Rank Score	Tie
							Seconds	Time Points	J4	J5	Jump	DD	Total	B	D	J1	J2			
13	31	2532927	BOSCO Emma	AUS	2002	Q1	24.10	12.27	6.1	6.1	3	0.750		B:	15.7	16.0	16.7	48.4	70.48	70.48
								<u>12.27</u>	6.8	6.8	bT	0.800		D:	-0.0	-0.2	-0.0	-0.2		
												<u>10.01</u>						<u>48.20</u>		
14	33	2532767	MIYAMOTO Juri	JPN	2001	Q1	23.77	12.76	4.3	4.3	bT	0.800		B:	15.4	16.1	16.9	48.4	68.76	68.76
								<u>12.76</u>	6.0	6.0	7opA	1.010		D:	-0.4	-0.7	-0.8	-1.9		
												<u>9.50</u>						<u>46.50</u>		
15	23	2530698	KAWATA Yuka	JPN	1998	Q1	23.48	13.19	4.3	4.3	3	0.750		B:	16.2	14.9	15.7	46.8	66.40	66.40
								<u>13.19</u>	3.9	3.9	bL	0.820		D:	-0.0	-0.0	-0.0	-0.0		
												<u>6.41</u>						<u>46.80</u>		
16	24	2531670	FUKUSHIMA Shunka	JPN	1999	Q1	22.55	14.57	3.8	3.8	l	0.810		B:	15.4	16.0	15.5	46.9	66.38	66.38
								<u>14.57</u>	4.2	4.2	bL	0.820		D:	-0.6	-0.6	-0.4	-1.6		
												<u>6.51</u>						<u>45.30</u>		
17	27	2534351	GARLING Mali	AUS	1999	Q1	24.54	11.62	3.7	3.7	3	0.750		B:	16.2	15.7	16.0	47.9	65.64	65.64
								<u>11.62</u>	7.4	7.4	S	0.480		D:	-0.0	-0.2	-0.0	-0.2		
												<u>6.32</u>						<u>47.70</u>		
18	9	2534840	VELEBA Lily	AUS	2004	Q1	24.98	10.97	6.0	6.0	3	0.750		B:	15.8	15.3	15.7	46.8	64.53	64.53
								<u>10.97</u>	5.1	5.1	TS	0.600		D:	-0.2	-0.4	-0.2	-0.8		
												<u>7.56</u>						<u>46.00</u>		
19	29	2534897	BUTT Danielle	AUS	2004	Q1	23.40	13.31	6.5	6.5	3	0.750		B:	14.5	15.0	14.8	44.3	64.02	64.02
								<u>13.31</u>	5.9	5.9	TS	0.600		D:	-0.5	-0.9	-0.6	-2.0		
												<u>8.41</u>						<u>42.30</u>		
20	21	2533631	MULLINS Eleanor	AUS	2002	Q1	24.83	11.19	4.6	4.6	3	0.750		B:	15.2	15.3	15.7	46.2	63.72	63.72
								<u>11.19</u>	5.1	5.1	bT	0.800		D:	-0.4	-0.4	-0.4	-1.2		
												<u>7.53</u>						<u>45.00</u>		
21	13	2533488	NAKAO Haruka	JPN	2001	Q1	21.92	15.51	6.1	6.1	lg	0.860		B:	13.6	13.7	14.6	41.9	62.45	62.45
								<u>15.51</u>	4.0	4.0	bT	0.800		D:	-0.8	-1.0	-1.6	-3.4		
												<u>8.44</u>						<u>38.50</u>		
22	18	2532965	FAWCETT Saskia	AUS	1999	Q1	27.06	7.89	6.3	6.3	3	0.750		B:	13.9	14.1	13.4	41.4	56.67	56.67
								<u>7.89</u>	5.1	5.1	TS	0.600		D:	-0.4	-0.0	-0.0	-0.4		
												<u>7.78</u>						<u>41.00</u>		
23	15	2534338	MAUDSON Jaime	AUS	2003	Q1	24.65	11.46	5.8	5.8	3	0.750		B:	14.1	13.6	13.6	41.3	56.55	56.55
								<u>11.46</u>	3.9	3.9	TS	0.600		D:	-1.0	-0.9	-1.0	-2.9		
												<u>6.69</u>						<u>38.40</u>		
24	32	2533582	COOTE Georgia	AUS	2002	Q1	26.67	8.47	3.7	3.7	3	0.750		B:	14.2	14.7	15.0	43.9	55.36	55.36
								<u>8.47</u>	4.2	4.2	TS	0.600		D:	-0.7	-0.8	-0.8	-2.3		
												<u>5.29</u>						<u>41.60</u>		
25	17	2534319	McKENNA Sarah	AUS	2002	Q1	24.80	11.24	4.9	4.9	3	0.750		B:	11.3	12.2	11.8	35.3	53.75	53.75
								<u>11.24</u>	7.9	7.9	TS	0.600		D:	-0.2	-0.8	-0.2	-0.2		
												<u>8.41</u>						<u>34.10</u>		
26	8	2534996	BUTLER Alice	AUS	2004	Q1	27.94	6.58	6.6	6.6	T	0.480		B:	11.9	12.9	12.4	37.2	49.50	49.50
								<u>6.58</u>	4.6	4.6	TS	0.600		D:	-0.0	-0.2	-0.0	-0.2		
												<u>5.92</u>						<u>37.00</u>		
27	19	2534991	CHEN Catherine	AUS	2004	Q1	25.84	9.70	4.4	4.4	TS	0.600		B:	11.2	11.4	12.3	34.9	48.14	48.14
								<u>9.70</u>	4.8	4.8	S	0.480		D:	-0.4	-0.4	-0.6	-1.4		
												<u>4.94</u>						<u>33.50</u>		
28	30	2535001	FERGUS Ryann	AUS	2004	Q1	28.03	6.45	8.4	8.4	D	0.510		B:	9.2	9.7	10.6	29.5	40.53	40.53
								<u>6.45</u>	3.5	3.5	TS	0.600		D:	-1.0	-0.4	-0.4	-1.8		
												<u>6.38</u>						<u>27.70</u>		
29	6	2534362	ATKINSON Angelique	AUS	2003	Q1	30.79	2.36	5.2	5.2	S	0.480		B:	9.4	10.2	11.3	30.9	38.67	38.67
								<u>2.36</u>	5.2	5.2	TS	0.600		D:	-0.0	-0.2	-0.0	-0.2		
												<u>5.61</u>						<u>30.70</u>		
30	28	2534359	RICH Saffron	AUS	2001	Q1	24.82	11.21	3.8	3.8	TS	0.600		B:	11.4	12.8	12.9	37.1	30.95	30.95
								<u>11.21</u>	0.2	0.2	bL	0.820		D:	-6.1	-6.4	-7.3	-19.8		
												<u>2.44</u>						<u>17.30</u>		






**ABOM MOGUL CHALLENGE 2018**  
**Results - Qualification**  
**Ladies' Dual Moguls**  
 MT BULLER (AUS)  
 SAT 1 SEP 2018 Start Time: tba

**DM**

Number of Competitors: 45 Number of NSAs: 2

Rank	Bib	FIS Code	Name	Country	YB	Time		Air					Turns					Run Score	Rank Score	Tie
						Seconds	Time Points	J4	J5	Jump	DD	Total	B	D	J1	J2	J3			
31	7	2534350	FIRLE Teagan	AUS	2003	Q1	34.11	0.00	0.1	0.1	3	0.750		B:	11.8	12.8	11.7	36.3	20.71	20.71
							<b>0.00</b>		4.6	4.6	K	0.510		D:	-6.0	-6.0	-6.0	-18.0		
												<b>2.41</b>						<b>18.30</b>		
32	26	2534999	SWEETNAM Annabel	AUS	2004	Q1	29.76	3.89	3.5	3.5	3	0.750		B:	10.6	11.0	9.8	31.4	15.87	15.87
									0.2	0.2	bT	0.800		D:	-7.4	-7.4	-7.4	-22.2		
							<b>3.89</b>					<b>2.78</b>						<b>9.20</b>		
33	34	2535015	GUNNING Chloe	AUS	2004	Q1	48.07	0.00	0.4	0.4	3	0.750		B:	9.8	10.8	10.8	31.4	7.90	7.90
									2.1	2.1	S	0.480		D:	-8.2	-8.4	-8.2	-24.8		
							<b>0.00</b>					<b>1.30</b>						<b>6.60</b>		





**ABOM MOGUL CHALLENGE 2018**  
**Results - Qualification**  
**Ladies' Dual Moguls**  
 MT BULLER (AUS)  
 SAT 1 SEP 2018 Start Time: tba

**DM**

Number of Competitors: 45 Number of NSAs: 2

Rank	Bib	FIS Code	Name	Country	YB	Time		Air				Turns					Run Score	Rank Score	Tie
						Seconds	Time Points	J4	J5	Jump	DD	Total	B D	J1	J2	J3			

**Agegroup: Youth**

1	87	80107	SPEIRS Indi	AUS	2005	Q1	25.44	10.29	0.0	0.0	NJ -1.000					<b>B:</b> 16.5	16.2	16.2	48.9	<b>61.84</b>	<b>61.84</b>	
																<b>D:</b> -0.6	-0.0	-0.2	-0.8			
																			<b>48.10</b>			
2	81	80101	WILSON Charlotte	AUS	2005	Q1	22.86	14.11	0.0	0.0	NJ -1.000					<b>B:</b> 16.3	17.1	16.5	49.9	<b>58.61</b>	<b>58.61</b>	
																<b>D:</b> -1.8	-1.8	-1.8	-5.4			
																			<b>44.50</b>			
3	86	80106	BOLTON Georgia	AUS	2007	Q1	28.87	5.20	0.0	0.0	NJ -1.000					<b>B:</b> 15.2	15.5	15.0	45.7	<b>53.81</b>	<b>53.81</b>	
																<b>D:</b> -0.9	-0.4	-0.5	-1.8			
																			<b>43.90</b>			
4	88	80108	BOSCO Clare	AUS	2005	Q1	25.70	9.90	0.0	0.0	NJ -1.000					<b>B:</b> 16.0	14.8	15.9	46.7	<b>52.47</b>	<b>52.47</b>	
																<b>D:</b> -1.7	-1.4	-1.6	-4.7			
																			<b>42.00</b>			
5	82	80102	PASSON Mietta	AUS	2006	Q1	28.72	5.43	0.0	0.0	NJ -1.000					<b>B:</b> 12.2	12.1	12.6	36.9	<b>44.59</b>	<b>44.59</b>	
																<b>D:</b> -0.6	-0.4	-0.4	-1.4			
																			<b>35.50</b>			
6	83	80103	WAKIM Kareema	AUS	2006	Q1	26.89	8.14	0.0	0.0	NJ -1.000					<b>B:</b> 14.5	16.3	15.8	46.6	<b>36.87</b>	<b>36.87</b>	
																<b>D:</b> -6.0	-6.0	-6.2	-18.2			
																			<b>28.40</b>			
7	85	80105	HALL Zoe	AUS	2006	Q1	30.99	2.06	0.0	0.0	NJ -1.000					<b>B:</b> 10.1	8.5	9.2	27.8	<b>31.32</b>	<b>31.32</b>	
																<b>D:</b> -0.4	-0.4	-0.4	-1.2			
																			<b>26.60</b>			
8	84	80104	FOLEY Esther	AUS	2008	Q1	33.99	0.00	0.0	0.0	NJ -1.000					<b>B:</b> 9.2	11.1	11.2	31.5	<b>30.74</b>	<b>30.74</b>	
																<b>D:</b> -0.8	-1.4	-1.0	-3.2			
																			<b>28.30</b>			
9	92	80111	MATTHEWS Georgia	AUS	2006	Q1	30.83	2.30	0.0	0.0	NJ -1.000					<b>B:</b> 6.7	7.6	8.0	22.3	<b>27.06</b>	<b>27.06</b>	
																<b>D:</b> -0.3	-0.6	-0.4	-1.3			
																			<b>21.00</b>			
10	93	80112	BUTLER Lucy	AUS	2008	Q1	31.39	1.47	0.0	0.0	NJ -1.000					<b>B:</b> 8.0	7.0	7.8	22.8	<b>24.39</b>	<b>24.39</b>	
																<b>D:</b> -0.8	-1.6	-1.6	-4.0			
																			<b>18.80</b>			
11	91	80110	FERGUS Kaitlyn	AUS	2006	Q1	33.63	0.00	0.0	0.0	NJ -1.000					<b>B:</b> 7.3	8.5	8.8	24.6	<b>20.32</b>	<b>20.32</b>	
																<b>D:</b> -1.2	-2.0	-2.4	-5.6			
																			<b>19.00</b>			
12	89	80109	COOTE Xanthia	AUS	2006	Q1	34.20	0.00	0.0	0.0	NJ -1.000					<b>B:</b> 11.9	8.5	8.1	28.5	<b>10.91</b>	<b>10.91</b>	
																<b>D:</b> -6.6	-6.4	-7.2	-20.2			
																			<b>8.30</b>			

